
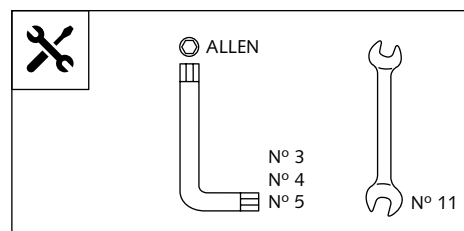



## CÚPULA TOURING PARA - TOURING SCREEN FOR - TOURENSCHEIBE FÜR SUZUKI DL250 V-STROM '17-

Ref.: 9606



| ID | PIEZA / PART | DESCRIPCIÓN   | DESCRIPTION  | QTY | REF.            |
|----|--------------|---|--|-----|-----------------|
| 1  |              | Cúpula Touring  | Touring screen   | 1   | 9606F/H/W/NM3   |
| 2  |              | Soporte metálico  | Metal support  | 1   | SOPOR-1P-2-9606 |
| 3  |              | Tornillo M6x10 Ø11 ISO 7380                                 | M6x10 Ø11 ISO 7380 screw                                     | 2   | TORNIAI7380-205 |
| 4  |              | Tornillo especial M6x17, long. casquillo cil. 20(int M5x15) | M6x17 special screw, cylindrical Bush length 20(inner M5x15) | 2   | TORNI-EM6---800 |
| 5  |              | Tornillo M5x16 Ø11 ISO 7380                                 | M5x16 Ø11 ISO 7380 screw                                     | 4   | TORNI-I7380-493 |
| 6  |              | Silentblock Ø9xØ6x8   | Ø9xØ6x8 silentblock  | 4   | AROPASACABLES-3 |
| 7  |              | Casquillo con valona Ø12xØ6,8x7,3                           | Ø12xØ6,8x7,3 bush with flange                                | 4   | CASQUI-1A---750 |
| 8  |              | Tapón tornillo M5 ISO 7380                                  | M5 ISO 7380 screw cap  | 4   | TAPON-----85    |

CÚPULA TOURING PARA - TOURING SCREEN FOR - TOURENSCHEIBE FÜR  
**SUZUKI DL250 V-STROM '17-**

INSTRUCCIONES DE MONTAJE - MOUNTING INSTRUCTIONS - MONTAGEANLEITUNG

